



Web based global Digital Signage system

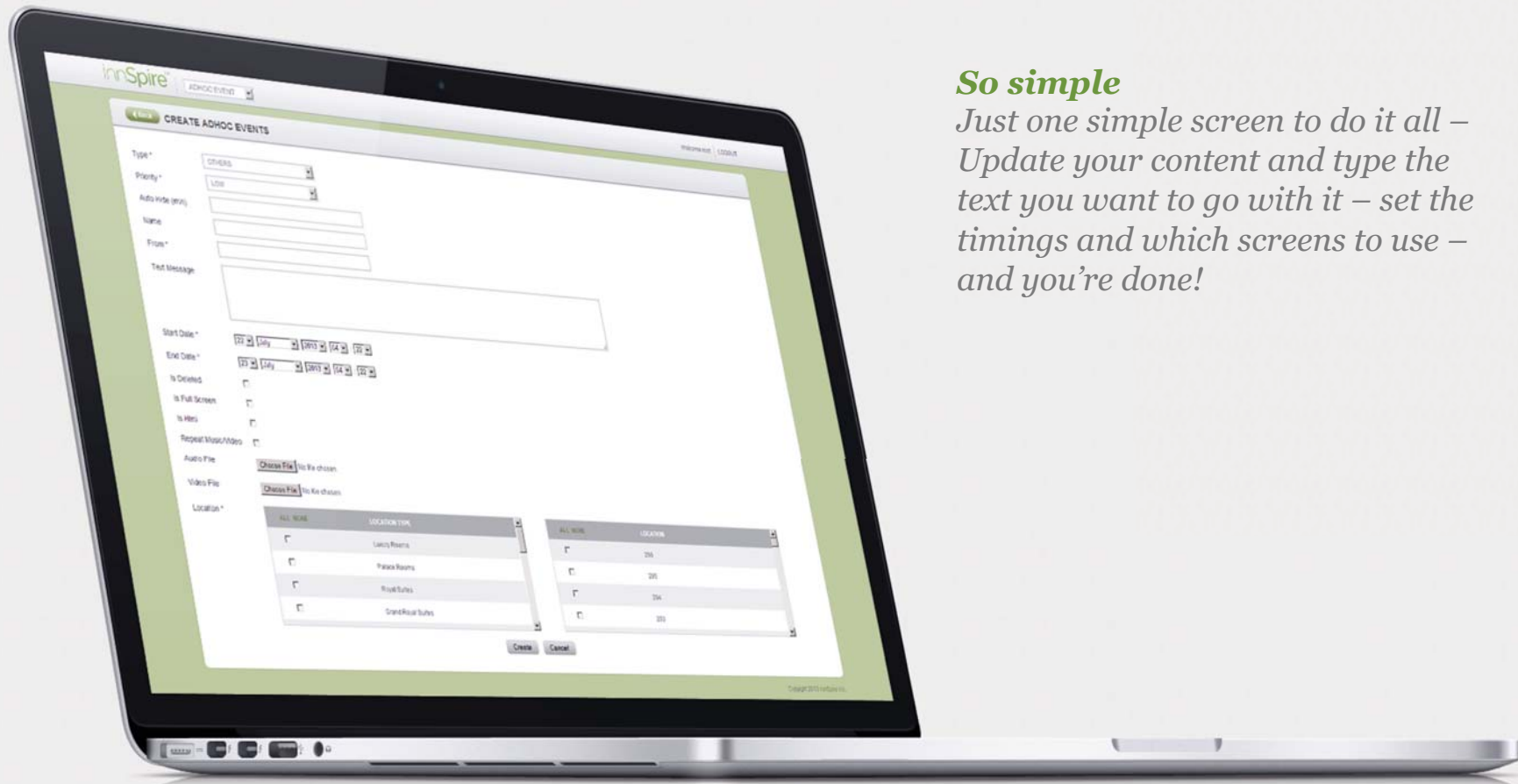
We work with the hospitality sector to help hotels earn more and do less by measuring and selling what is profitable rather than what's not - using fun and easy-to-use interactive entertainment solutions that guests love.

InnSpire™

INTELLIGENT CLOUD-BASED
SALES, ENTERTAINMENT & ANALYTICS
SOFTWARE SOLUTIONS
FOR HOTELS



Use any web browser to set up & manage



So simple

*Just one simple screen to do it all –
Update your content and type the
text you want to go with it – set the
timings and which screens to use –
and you're done!*



Manage from anywhere in the world



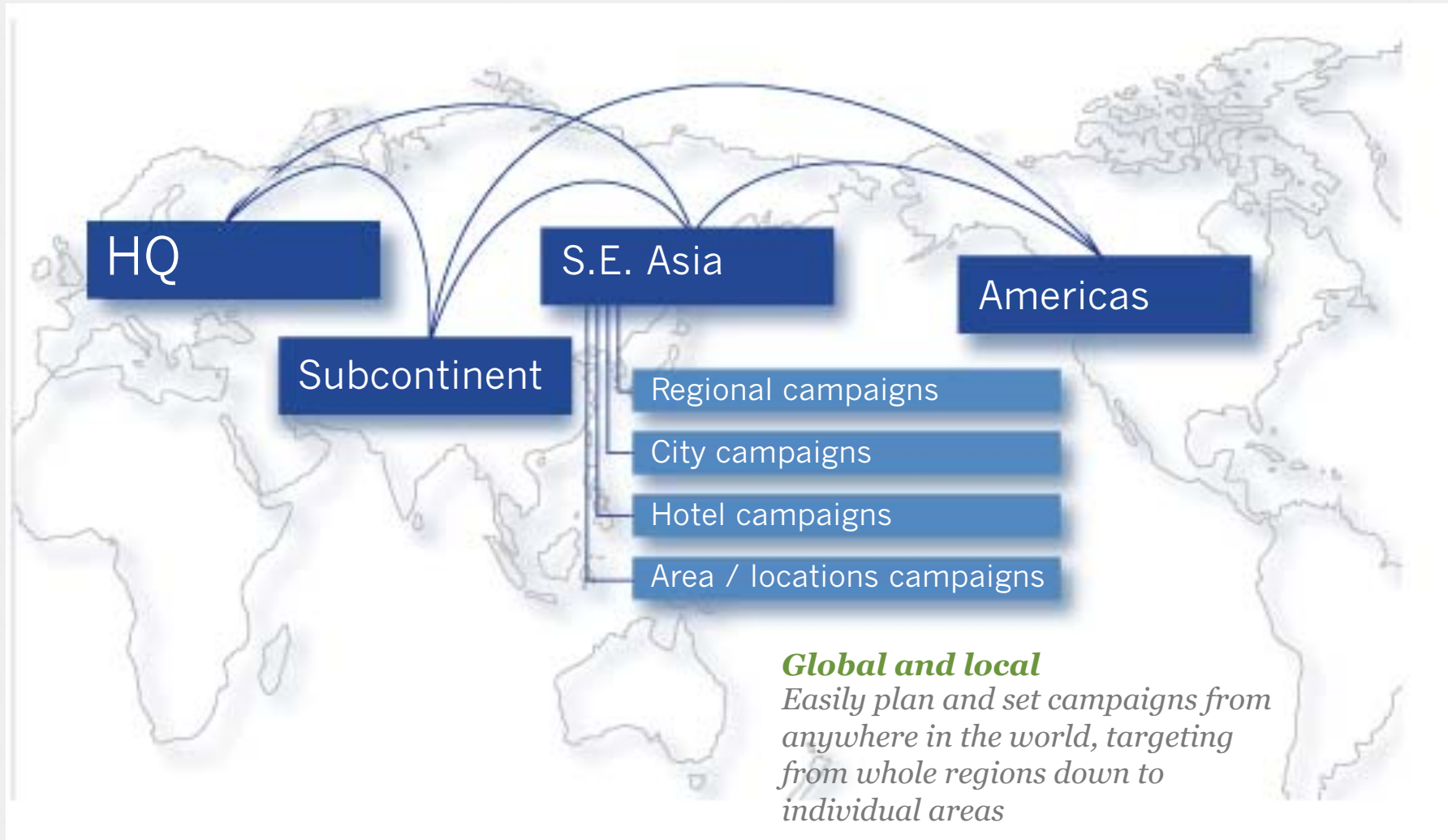
Light-weight

The InnSpire Digital Signage solution is completely web-based, and integrated into the normal CMS you use every day.

Control campaigns and materials from your office, home or the beach!



Global control of campaigns down to area-level



(Under development)



Assign campaigns to each area



Pool-bar
Snack campaign



Consierge
Ticket campaign



Pool bars
Refreshments campaign



Info-area
Sister hotels
campaigns



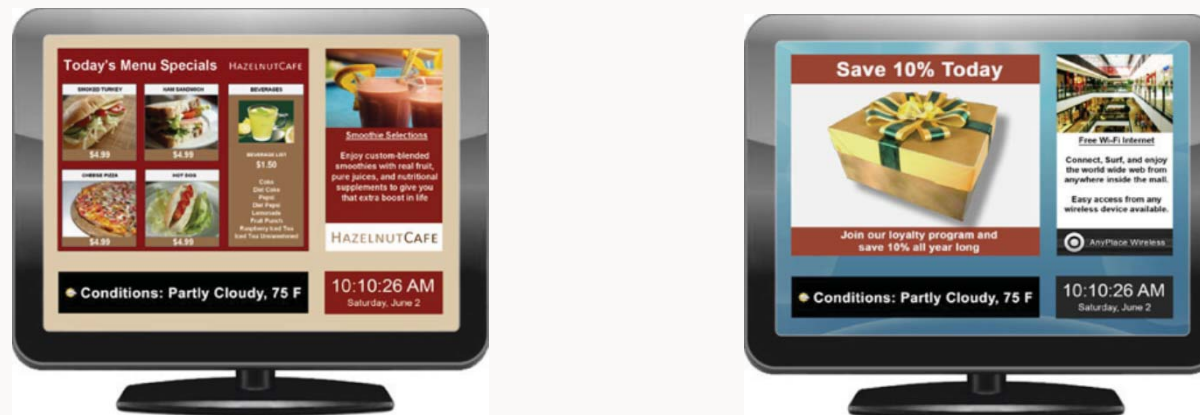
Pool-bar
Snack campaign



Digital Signage example screens



Full screen campaigns, with changing images, in a loop



Screen divided for different kinds of content, such as menu, discounts, info, etc...



Step by step setup

1. Upload the content

- Upload what you would like to show
- Set in which order you would like to show the materials

2. Decide where to show

Set the areas/screens where to show info by assigning groups - Room Types, Restaurant, Gym, Bar etc...

3. Decide when to show

- Set when to show info (Date period and time of the day)
- How long to show at each time

4. Decide how to show

- Play full screen video (in loop / once) from anywhere local network / internet over HTTP.
- Play Audio (in loop / once) from anywhere local network / internet, while showing some text in full screen.

5. Add text if you'd like – and done!

- Easily display desired text in full screen overlay
- Show slideshow of images in a particular order. Images can be shown from anywhere on the local network / internet over HTTP

The screenshot shows the 'CREATE ADHOC EVENTS' form in the InnSpire system. The form includes fields for Type (OTHERS), Priority (LOW), Auto Hide (min), Name, From, and Text Message. It also has date pickers for Start Date (22 July 2013 04:22) and End Date (31 July 2013 04:22). There are checkboxes for Is Deleted, Is Full Screen, Is HTML, and Repeat Music/Video. Below these are 'Choose File' buttons for Audio and Video files. At the bottom, there are two dropdown menus for Location: 'LOCATION TYPE' (with options: ALL NONE, Luxury Rooms, Palace Rooms, Royal Suites, Grand Royal Suites) and 'LOCATION' (with options: ALL NONE, 206, 205, 204, 203). 'Create' and 'Cancel' buttons are at the bottom right.



Contact us!



InnSpire™ America
Sales, Americas
Mail: americas@InnSpire.tv

InnSpire™ Sweden
HQ & Operations
Mail: info@InnSpire.tv

InnSpire™ Hong Kong
Hardware & Development
Mail: hk@InnSpire.tv

InnSpire™ UAE
Sales, UAE and the Middle East
Mail: uae@InnSpire.tv

InnSpire™ Italy
Sales, Europe
Mail italy@InnSpire.tv

InnSpire™ India
Software & Development
Mail india@InnSpire.tv

*Contact us to learn more about the amazing power and cost-effectiveness of the InnSpire™ system!
Please visit www.InnSpire.com for more information.*

InnSpire™

